

# Agilent E9300 Power Sensors

## E-Series

### Technical Overview



### Wide dynamic range. Multiple modulation formats. One sensor.

Whether you design, manufacture, or maintain RF and microwave communication equipment, you know the importance of making accurate average power measurements. With communications moving to higher modulation bandwidths and new types of signal format, you may find yourself buying multiple sensors to cover the varying power and bandwidth requirements of each modulation format.



The Agilent Technologies E-series E9300 power sensors simplify your measurement equipment requirement and save you time and money, as well. Used with the Agilent E4418 (single-channel) and E4419 (dual-channel) EPM series power meters, these new sensors can measure the average power of RF and microwave signals, regardless of the modulation format, over a wide 80 dB dynamic range (sensor dependent).



# Wide dynamic range. Multiple modulation formats. One sensor.

Now you can use a single power sensor to measure complex digital modulation formats—including those used in today’s wireless communication, satellite, and cable TV systems—at both low and high power levels. The same E-series power sensor also measures multi-tone and continuous-wave (CW) signals.

There are currently seven E9300 sensors available, operating from 9 kHz to 18 GHz and -60 to +44 dBm:

<b>E9300A</b>	10 MHz to 18 GHz	-60 to +20 dBm
<b>E9300B</b>	10 MHz to 18 GHz	-30 to +44 dBm
<b>E9300H</b>	10 MHz to 18 GHz	-50 to +30 dBm
<b>E9301A</b>	10 MHz to 6 GHz	-60 to +20 dBm
<b>E9301B</b>	10 MHz to 6 GHz	-30 to +44 dBm
<b>E9301H</b>	10 MHz to 6 GHz	-50 to +30 dBm
<b>E9304A</b>	9 kHz to 6 GHz	-60 to +20 dBm

A special option E9304A<sup>1</sup> is available to cover the frequency range 9 kHz to 18 GHz (E9304A special option H18). Measurements are fast—up to 200 readings per second—accurate, and repeatable.

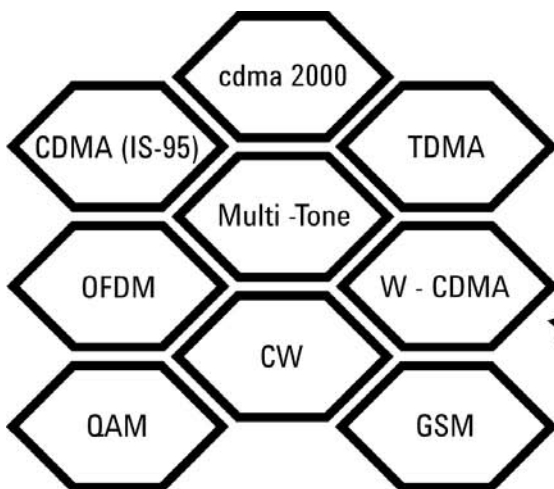
E9300 power sensors are bandwidth independent, so you do not have to worry about matching sensor bandwidth to the modulation format of your signal under test. Simply connect the power sensor to the test signal and begin measuring.

With all this capability, you can standardize on one power sensor for all of your average power measurement applications, eliminating the need to change sensors during measurement tasks and minimizing the cost of equipment.

## Ideal for all your applications

- R&D and manufacturing of RF and microwave components for satellite, wireless, and terrestrial communication systems
- High-volume, automated functional test of mobile phones, cable TV and video components, consumer electronics and automotive manufacturing
- EMC measurements to CISPR<sup>2</sup> requirements (E9304A)
- Maintenance and repair of radio links for terrestrial and satellite communications from VLF to microwave, cable TV head-ends and broadcast TV transmitters
- Aerospace and defense R&D manufacturing, and service

1. The E9304A sensor is DC coupled and has a 5 V DC damage level. All other E9300 sensors are AC coupled and have a 20 V DC damage level specification.
2. Comité International Spécial des Perturbations Radioélectriques

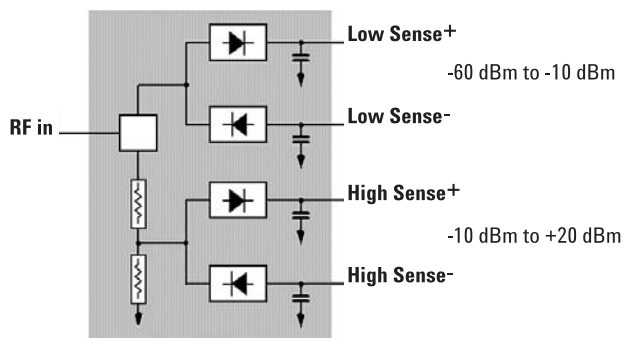


**Agilent E9300 sensors measure the average power of any signal format.**

## Designed for accuracy

The Agilent E-series E9300 power sensors employ a patented, diode-attenuator-diode topology that ensures the accuracy and repeatability of measurements across the sensors' full -60 to +20 dBm dynamic range. This technique has the advantage of always using diodes in their square-law region, where the output current and voltages respond accurately to different modulation formats.

Each E9300 sensor has two measurements paths, one for high power between -10 and +20 dBm and one for lower power between -60 and -10 dBm. The sensor switches between power ranges quickly and automatically, thus providing the benefit of two power sensors in one.



**Simplified Block Diagram of Diode-Attenuator-Diode Topology (power levels for "A" suffix sensors)**

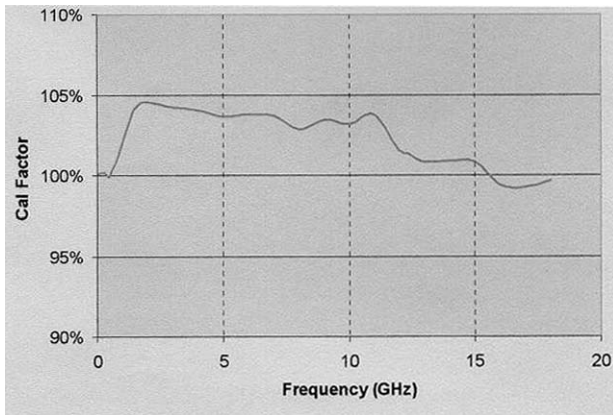
### High-power measurement of signals with large crest factors

With a high maximum power specification of +25 dBm and peak power of +33 dBm (<10 microseconds duration), the E9300 sensors can handle the large crest factors typical of the newest signal modulation formats, such as orthogonal-frequency-division multiplexing (OFDM) and wideband CDMA, whilst maximizing the dynamic range.

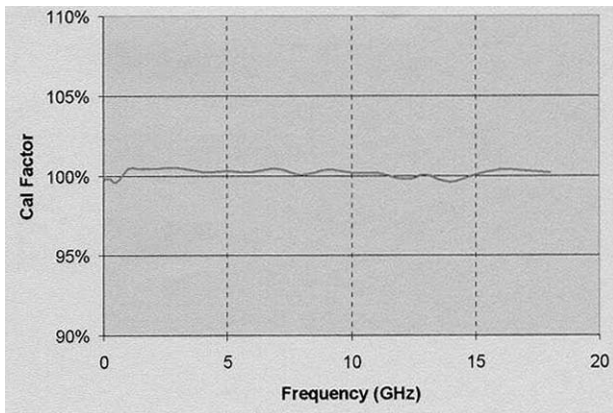
# Designed for accuracy

## Flat calibration factors

Amplifier intermodulation distortion measurements usually employ two-tone or multi-tone test signals. These test signals may be hundreds of MHz apart, which poses a problem because you must choose a single calibration factor point. The E9300 power sensors have exceptionally flat calibration factors across their entire frequency range, which allows you to select an appropriate calibration factor for your measurement, even when the test signals used are widely spaced in frequency.



## High power path calibration factor



## Low power path calibration factor

## Low measurement uncertainty

In power measurement, the largest errors are often caused by sensor and source mismatch. The E-series E9300 power sensors provide exceptionally low standing-wave-ratio (SWR). For example, SWR is 1.15 from 10 MHz to 2 GHz over  $25 \pm 100^\circ\text{C}$ . Low SWR means that mismatch uncertainty has been minimized and measurement accuracy improved.

Another common source of error during power measurement is due to harmonics of the signal that is intended to be measured. Previous wide dynamic range sensors incurred up to  $\pm 0.9$  dB error when measuring signals with harmonics as low as -20 dBc. The E9300 power sensors give the average power level for all of the signals input to it, no matter their in-band harmonic content. Another form of harmonic error in diode based power measurements is when harmonics are generated by high power signals incident on the sensor, and these signals can then be reflected back to the device under test. The design of the E9300 power sensors results in low harmonic generation when compared to other wide dynamic range sensors in use today. This design minimizes stray-signal reflections and helps ensure the accuracy of high power measurements.

# Fast, accurate measurements with EPM-series power meters

The E-series E9300 power sensors work with the Agilent EPM-series E4418 single-channel and E4419 dual-channel power meters. These meters provide accurate and repeatable power measurements, fast measurement speeds, and an easy-to-use interface for many power applications. “B” versions of these power meters offer RS-232 and RS-422 serial interfaces for PC connectivity and an internal, rechargeable battery option for field use. The EPM series power meters come with a standard 1-year global warranty.

E4418A or E4419A models require a simple hardware and firmware upgrade to operate with the E9300 power sensors. The hardware and firmware upgrade can be performed at a local Agilent Technologies service center or at the customer site. Firmware upgrade information is accessed from the World Wide Web, free of charge, at [www.tmo.agilent.com/tmo/datasheets/English/E4418B.html](http://www.tmo.agilent.com/tmo/datasheets/English/E4418B.html) (or E4419B.html). Click on the Related Info tab then follow the firmware downloading instructions.

E4418B or E4419B models with the prefix US3847 or GB3841 require only a firmware upgrade. Again this can be carried out at a Agilent Technologies service center or on-site. Information is available from the URL given above.

For more information on hardware and firmware upgrades, contact your Agilent Technologies sales representative or local Agilent Technologies service center.

## More information

For more information about the E-series E9300 power sensors and EPM series power meters, visit our website at [www.tm.agilent.com](http://www.tm.agilent.com)

Or ask your Agilent Technologies sales representative for any of the following literature:

*EPM Series Power Meter, E-Series and 8480 Series Power Sensor, Data Sheet* 5965-6382E

*EPM Series Power Meters, Brochure* 5965-6380E

*Fundamentals of RF and Microwave Power Measurements, Application Note 64-1* 5965-6630E

*4 Steps for Making Better Power Measurements Simple, Application Note 64-4* 5965-8167E

### **Agilent Technologies' Test and Measurement Support, Services, and Assistance**

Agilent Technologies aims to maximize the value you receive, while minimizing your risk and problems. We strive to ensure that you get the test and measurement capabilities you paid for and obtain the support you need. Our extensive support resources and services can help you choose the right Agilent products for your applications and apply them successfully. Every instrument and system we sell has a global warranty. Support is available for at least five years beyond the production life of the product. Two concepts underlie Agilent's overall support policy: "Our Promise" and "Your Advantage."

#### **Our Promise**

Our Promise means your Agilent test and measurement equipment will meet its advertised performance and functionality. When you are choosing new equipment, we will help you with product information, including realistic performance specifications and practical recommendations from experienced test engineers. When you use Agilent equipment, we can verify that it works properly, help with product operation, and provide basic measurement assistance for the use of specified capabilities, at no extra cost upon request. Many self-help tools are available.

#### **Your Advantage**

Your Advantage means that Agilent offers a wide range of additional expert test and measurement services, which you can purchase according to your unique technical and business needs. Solve problems efficiently and gain a competitive edge by contracting with us for calibration, extra-cost upgrades, out-of-warranty repairs, and onsite education and training, as well as design, system integration, project management, and other professional engineering services. Experienced Agilent engineers and technicians worldwide can help you maximize your productivity, optimize the return on investment of your Agilent instruments and systems, and obtain dependable measurement accuracy for the life of those products.



### **Agilent Email Updates**

#### **[www.agilent.com/find/emailupdates](http://www.agilent.com/find/emailupdates)**

Get the latest information on the products and applications you select.

#### **Agilent T&M Software and Connectivity**

Agilent's Test and Measurement software and connectivity products, solutions and developer network allows you to take time out of connecting your instruments to your computer with tools based on PC standards, so you can focus on your tasks, not on your connections. Visit [www.agilent.com/find/connectivity](http://www.agilent.com/find/connectivity) for more information.

#### **By internet, phone, or fax, get assistance with all your test & measurement needs**

##### **Phone or Fax**

##### **United States:**

(tel) 800 452 4844

##### **Canada:**

(tel) 877 894 4414

(fax) 905 282 6495

##### **China:**

(tel) 800 810 0189

(fax) 800 820 2816

##### **Europe:**

(tel) (31 20) 547 2323

(fax) (31 20) 547 2390

##### **Japan:**

(tel) (81) 426 56 7832

(fax) (81) 426 56 7840

##### **Korea:**

(tel) (82 2) 2004 5004

(fax) (82 2) 2004 5115

##### **Latin America:**

(tel) (305) 269 7500

(fax) (305) 269 7599

##### **Taiwan:**

(tel) 0800 047 866

(fax) 0800 286 331

##### **Other Asia Pacific Countries:**

(tel) (65) 6375 8100

(fax) (65) 6836 0252

Email: [tm\\_asia@agilent.com](mailto:tm_asia@agilent.com)

#### **Online Assistance:**

#### **[www.agilent.com/find/assist](http://www.agilent.com/find/assist)**

Product specifications and descriptions in this document subject to change without notice.

© Agilent Technologies, Inc. 1999, 2000, 2004

Printed in USA, February 27, 2004

5968-4960E



**Agilent Technologies**