




# Agilent RF & Microwave Amplifiers

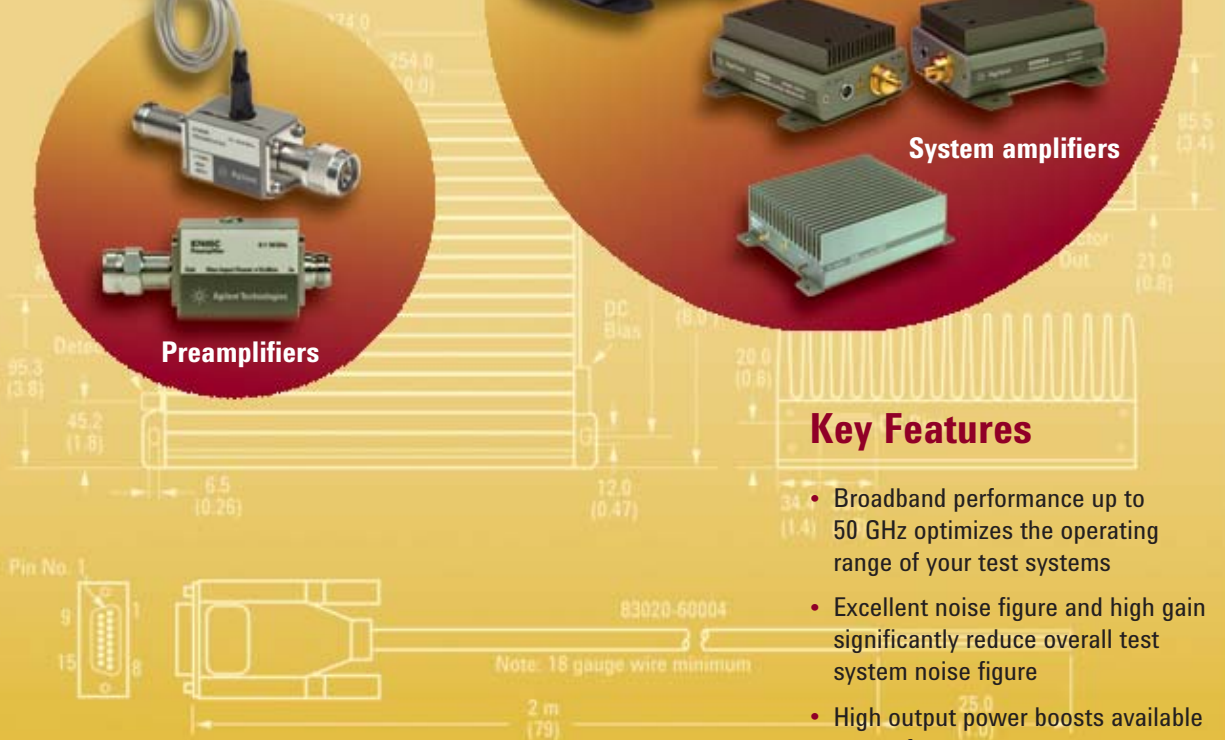
## Performance you can count on



**Preamplifiers**



**System amplifiers**



### Key Features

- Broadband performance up to 50 GHz optimizes the operating range of your test systems
- Excellent noise figure and high gain significantly reduce overall test system noise figure
- High output power boosts available power for measurements



## Agilent RF & Microwave Amplifiers

Agilent amplifiers offer ultra-broad bandwidths – such as 0.01 to 26.5 GHz, 0.045 to 50 GHz, and ranges in between. These high-performance amplifiers eliminate crossover networks and multiple power supplies from multiple narrow band amplifiers. Excellent noise figure and high gain, up to 30 dB, significantly reduce test system noise figure, thus increasing the dynamic range. High output power improves recovery of system losses and boost available power in ATE systems.

## Amplifiers Applications

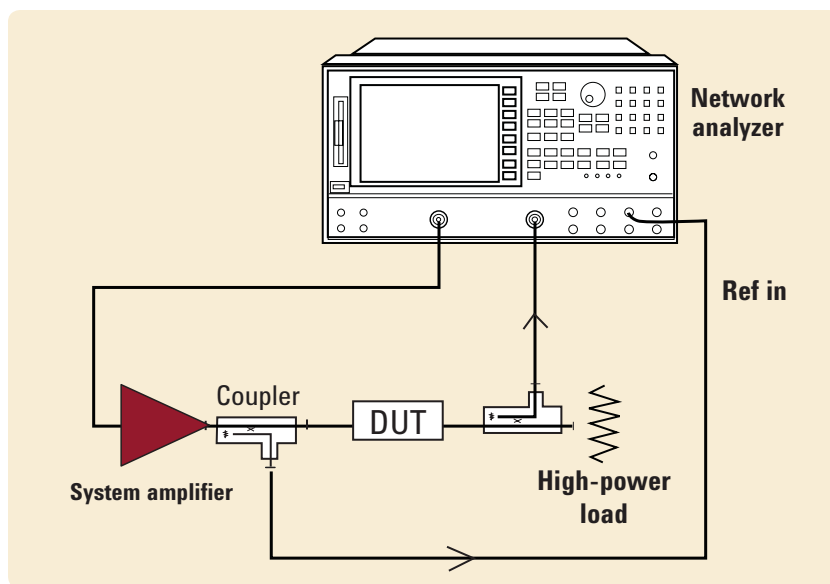


Figure 1. Amplifiers increase available power from instruments

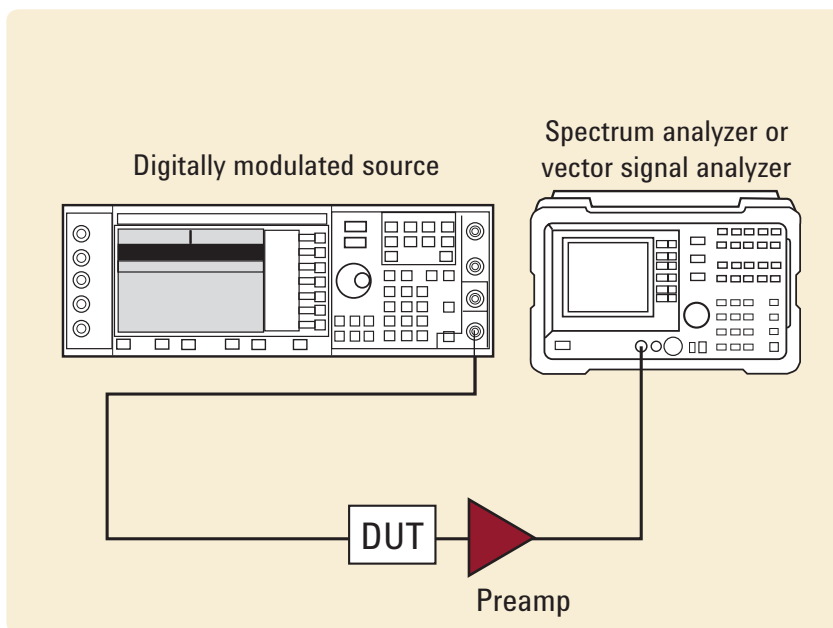


Figure 2. Preamplifiers reduce system noise figure

### Did you know that ...

- Agilent 83017A, 83018A and 83020A system amplifiers provide internal directional detectors for external leveling applications. By providing feedback to the ALC input of an external source, system designers can level output power at the test port, negating the effects of post-sweep reflections and losses.
- Agilent 87405B/C preamplifiers provide exceptional gain and flatness. These small preamplifiers are very portable and come with a convenient probe-power bias connection which eliminates the need for an additional DC power supply, making them an ideal front-end preamplifier for a variety of Agilent instruments.

### Did you know that ...

By placing a preamplifier (PA) in front of a spectrum analyzer (SA), the effective noise figure for the system (preamplifier + spectrum analyzer) can be reduced to lower than that of the spectrum analyzer alone. The equation below shows how to calculate the total system noise figure ( $F_{\text{cascade}}$ ):

$$F_{\text{cascade}} = F_{\text{PA}} + \frac{F_{\text{SA}} - 1}{G_{\text{PA}}}$$

## RF & Microwave Amplifiers

Amplifier							
Model number	Frequency range (GHz)	Output power at P <sub>sat</sub> (dBm)	Output power at P <sub>1dB</sub> (dBm)	Gain (dB) (min)	Noise figure (dB) (typ)	Bias (nom)	RF Connectors (input/output)
87405B	0.01 to 4	+7 to 4 GHz	+8 to 4 GHz	22	5 to 4 GHz	+15 V at 105 mA	Type N (m,f)
87405C	0.1 to 18	+17 to 18 GHz	+15 to 4 GHz +14 to 18 GHz	25	6 to 4 GHz 4.5 to 18 GHz	+15 V at 140 mA -15 V at 3 mA	Type N (m,f)
87415A	2 to 8	+26 to 8 GHz	+23 to 8 GHz	25	13 to 8 GHz	+12 V at 900 mA	SMA (f)
83006A	0.01 to 26.5	+18 to 10 GHz +16 to 20 GHz +14 to 26.5 GHz	+13 to 20 GHz +10 to 26.5 GHz	20	13 to 0.1 GHz 8 to 18 GHz 13 to 26.5 GHz	+12 V at 450 mA -12 V at 50 mA	3.5 mm (f)
83017A <sup>1</sup>	0.5 to 26.5	+20 to 20 GHz +15 to 26.5 GHz	+18 to 20 GHz +13 to 26.5 GHz <sup>2</sup>	25	8 to 20 GHz 13 to 26.5 GHz	+12 V at 700 mA -12 V at 50 mA	3.5 mm (f)
83018A <sup>1</sup>	2 to 26.5	+24 to 20 GHz +21 to 26.5 GHz	+22 to 20 GHz +17 to 26.5 GHz	27 dB at 20 GHz, 23 dB at 26.5 GHz	10 to 20 GHz 13 to 26.5 GHz	+12 V at 2 A -12 V at 50 mA	3.5 mm (f)
83020A <sup>1</sup>	2 to 26.5	+30 to 20 GHz +25 to 26.5 GHz <sup>2</sup>	+27 to 20 GHz +23 to 26.5 GHz	30 dB at 20 GHz, 27 dB at 26.5 GHz	10 to 20 GHz 13 to 26.5 GHz	+15 V at 3.2 A -15 V at 50 mA	3.5 mm (f)
83050A	2 to 50	+20 to 40 GHz +17 to 50 GHz <sup>3</sup>	+15 to 40 GHz +13 to 50 GHz	21	6 to 26.5 GHz 10 to 50 GHz	+12 V at 830 mA -12 V at 50 mA	2.4 mm (f)
83051A	0.045 to 50	+12 to 45 GHz +10 to 50 GHz	+8 to 45 GHz +6 to 50 GHz	23	12 to 2 GHz 6 to 26.5 GHz 10 to 50 GHz	+12 V at 425 mA -12 V at 50 mA	2.4 mm (f)

1. 83017A, 83018A and 83020A include internal directional detectors with BNC (f) DC connectors for external leveling applications.

2.  $\Delta f = f(\text{GHz}) - 20$

3.  $\Delta f = f(\text{GHz}) - 40$

New products released after January 2007

## Related Products

Model number	Description	Amplifier to bias
87421A	25 W power supply	All except 83020A, 87405B/C
87422A	70 W power supply	All except 87405B
11899A	Probe power supply	87405B/C only

## Web Resources

For more information on Agilent Test Accessories

[www.agilent.com/find/mta](http://www.agilent.com/find/mta)

Or order an Agilent RF & Microwave Test Accessories catalog at

[www.agilent.com/find/mtacatalog](http://www.agilent.com/find/mtacatalog)

## Related Literature

*Preamplifiers and System Noise Figure*, literature number 5989-5742EN

*10 Hints for Making Better Network Analyzer Measurements*, literature number 5965-8166EN

*Measuring Noise Figure with a Spectrum Analyzer*, literature number 5988-8571EN



### Agilent Email Updates

[www.agilent.com/find/emailupdates](http://www.agilent.com/find/emailupdates)

Get the latest information on the products and applications you select.



### Agilent Direct

[www.agilent.com/find/agilentdirect](http://www.agilent.com/find/agilentdirect)

Quickly choose and use your test equipment solutions with confidence.

## Remove all doubt

Our repair and calibration services will get your equipment back to you, performing like new, when promised. You will get full value out of your Agilent equipment throughout its lifetime. Your equipment will be serviced by Agilent-trained technicians using the latest factory calibration procedures, automated repair diagnostics and genuine parts. You will always have the utmost confidence in your measurements.

Agilent offers a wide range of additional expert test and measurement services for your equipment, including initial start-up assistance onsite education and training, as well as design, system integration, and project management.

For more information on repair and calibration services, go to:

[www.agilent.com/find/removealldoubt](http://www.agilent.com/find/removealldoubt)

## www.agilent.com

For more information on Agilent Technologies' products, applications or services, please contact your local Agilent office. The complete list is available at:

[www.agilent.com/find/contactus](http://www.agilent.com/find/contactus)

### Americas

Canada	(877) 894-4414
Latin America	305 269 7500
United States	(800) 829-4444

### Asia Pacific

Australia	1 800 629 485
China	800 810 0189
Hong Kong	800 938 693
India	1 800 112 929
Japan	81 426 56 7832
Korea	080 769 0800
Malaysia	1 800 888 848
Singapore	1 800 375 8100
Taiwan	0800 047 866
Thailand	1 800 226 008

### Europe

Austria	0820 87 44 11
Belgium	32 (0) 2 404 93 40
Denmark	45 70 13 15 15
Finland	358 (0) 10 855 2100
France	0825 010 700
Germany	01805 24 6333* *0.14€/minute
Ireland	1890 924 204
Italy	39 02 92 60 8484
Netherlands	31 (0) 20 547 2111
Spain	34 (91) 631 3300
Sweden	0200-88 22 55
Switzerland (French)	41 (21) 8113811(Opt 2)
Switzerland (German)	0800 80 53 53 (Opt 1)
United Kingdom	44 (0) 118 9276201

Other European Countries:

[www.agilent.com/find/contactus](http://www.agilent.com/find/contactus)

Revised: May 7, 2007

Product specifications and descriptions in this document subject to change without notice.

© Agilent Technologies, Inc. 2007  
Printed in USA, August 15, 2007  
5989-6949EN



Agilent Technologies