



SS-7840P
DC – 400 MHz

SS-7811P
DC – 100 MHz, 3 CH

SS-7804P
DC – 40 MHz, 2 CH

- **Quick and direct readout requiring no interface**
- **Easy-to-save/recall panel setup**
- **Flexible Bank setting capability**
- **Bulk of panel setup data can be saved in and loaded from a personal computer**

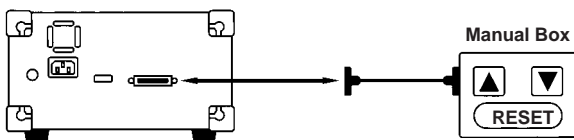
The new Programmable Oscilloscopes SS-7840P/SS-7811P/SS-7804P have been developed exclusively for manufacturing line use. With a built-in CPU, programming functions are made simple, and the setup data can be up loaded to the oscilloscope from a personal computer. This greatly reduces the re-programming procedures that are inevitably required when the product on the line is changed.

Quicker response (when compared with the control via GP-IB interface) also contributes to improvements in productivity.

Iwatsu's peripheral components (optional accessories), developed using our long experience and wavy achievements, also simplify the re-configuration of your manufacturing line.

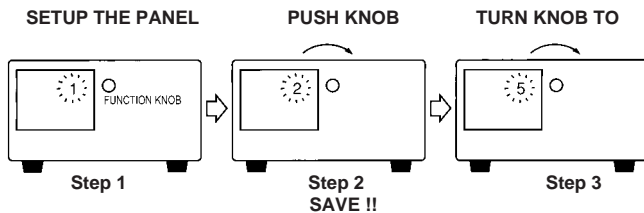
■ Quick and direct readout requiring no interface

When used together with an optional Manual Box, setup conditions can be recalled or saved quickly and easily.



■ Easy-to-save panel setup

Panel setup conditions can be saved via front panel operation with no special knowledge required, unlike when using GP-IB commands.



■ 12-character comment input capability for each setup data

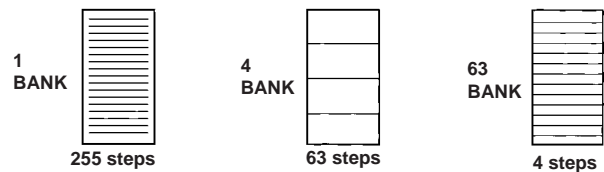
Up to 12 characters can be input as a comment about each manufactured product (name, etc.), allowing effective use of setup data.

■ Compatible with 8-bit BCD binary code in conventional automatic control line

The 8-bit BCD (binary coded decimal) binary codes that are used for controlling the other equipment in the manufacturing line can be used for controlling the bank and program step numbers of the SS-7800P .

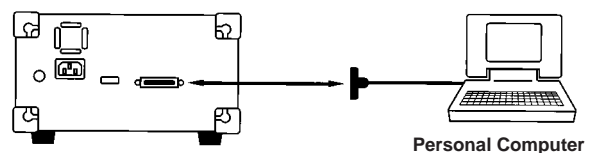
■ Flexible bank setting

The 255-step memory area can be used in various configurations, from a single bank with 255 steps to 63 banks with 4 steps each. This is convenient when 1 bank is used for each manufacturing product.



■ Concurrent loading of setup conditions

When personal computers (IBM PC/AT and compatibles) are used, panel setup data can be downloaded onto the floppy disk or uploaded to the oscilloscope together. This feature greatly reduces setup procedures required for re-programming two or more SS-7800P Series oscilloscopes.



■ Input Selector, MPX (Multiplexer)

A compact 8-channel input selector can be installed in an aluminum chassis if required. A maximum 32-channel input can be connected to the oscilloscope when the input selector is expanded.

■ Controller

Controls the SS-7800P-series oscilloscope and its peripheral equipment according to its specified control signal.

■ Pedestal (DC level) Clamping Unit

Clamps the composite video signal level in order to stabilize the display.

■ Comment Input Software

Convenient software enabling the input of comments from your personal computer.

Specifications

	SS-7840P	SS-7811P	SS-7804P
Programmable function			
Setup memory	Max. 255 steps, can be divided into 1 bank/255 steps to 63 banks/4 steps		
Comment input	Up to 12 characters for each step		
Save mode			
Manual	Manually saved from the front panel		
Setup data transferring	Setup data can be transferred to/from an IBM/PC or compatible PC		
Recall mode			
Manual	Manually recalled from the function knob on the front panel		
Manual controller	Manually controlled sequentially by UP/DOWN switch with initializing switch		
Interfacing	Direct recalling by 8-bit binary code		
	Connector: D-sub 25-pin, input signal: TTL level, input voltage: -0.5 V min. - +7 V max.		
Others	Same as SS-7840/7811/7804		