


# PM 3375, PM 3355, PM 3365A, & PM 3350A



RS-232



PM 3375

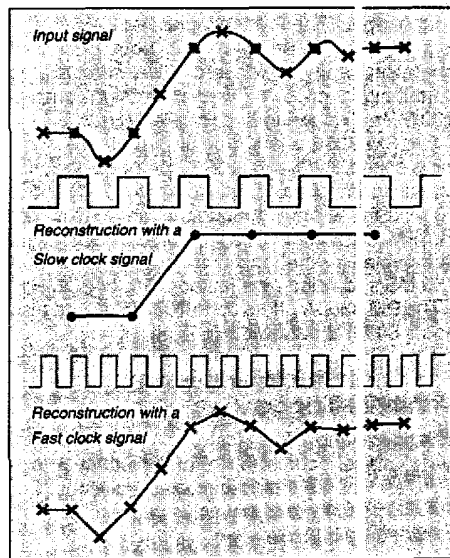
## High 250 MS/s Real Time Sampling

The PM 3375 and PM 3355 offer an unequalled real time sampling speed of up to 250 Mega-Samples per second (MS/s) for high time resolution of repetitive, low repetition rate or single shot signals unprecedented in these instruments' price ranges. The time resolution in the real time mode is 4 ns to reveal details of fast signal transitions, glitches and signal details. This speed covers most present needs and allows for future technologies as well.

For less demanding applications and at a lower cost, the PM 3365A and PM 3350A offer up to 100 MS/s real time sampling speed.

A summarized reference of major characteristics for these instruments is as follows:

	PM 3350A	PM 3365A	PM 3355	PM 3375
Sample Rate	100 MS/s	100 MS/s	250 MS/s	250 MS/s
Bandwidth	60 MHz	100 MHz	60 MHz	100 MHz



Accurate reconstruction of the original waveform is mainly dependent on the instrument's sample rate. Increased sample rate means improved accuracy and resolution.

## Simultaneous Real Time Sampling

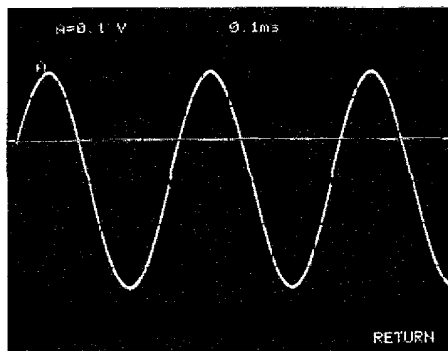
At all sampling speeds, all of these models offer simultaneous sampling between channels, up to their highest sampling speed of 250 MS/s and 100 MS/s respectively, so that no time resolution performance is lost when both channels are in use. This is an important consideration to assure best resolution signal capture, as well as to maintain accurate timing between channels.

## PM 3375/55 & PM 3365A/50A CombiScopes

- Switch from Digital Storage to Analog operation and back for digital accuracy and analog familiarity
- Choose up to 250 MS/s real time sampling on each channel
- Choice of 100 MHz and 60 MHz bandwidth models
- 100 MHz models include repetitive sampling for 100 MHz signal capture
- Extensive and stable triggering up to 150 MHz
- Digitally Delayed sweep for signal detail capture and observation
- AUTOSSET for quick setup, operates in both modes
- Store up to 8 traces for easy comparison of signals
- Signal Averaging and Envelope acquisition
- Extensive automatic cursor measurements
- 64 Front panel setup memories, for routine measurements
- Full programmability in both modes thru GPIB/IEEE-488 or RS-232C interfaces

## Combination of DSO and Analog Modes

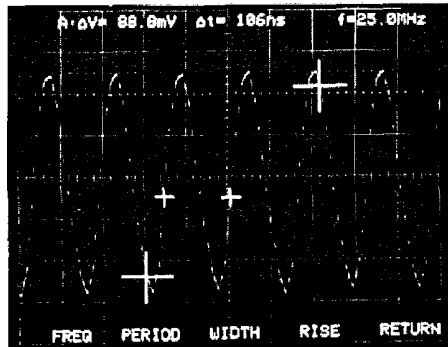
The PM 3375, PM 3355, PM 3365A and PM 3350A CombiScopes™ described in this section combine the familiarity of analog oscilloscopes with the signal capturing and measurement power of modern Digital Storage Oscilloscopes (DSO). Switching between both modes is at the touch of one button, and can be done at any moment. This is of great value for reference and comparisons. It also permits the optimal use of each operating mode to suit every measurement need. And finally, it adds confidence to every measurement situation.



Excellent CRT displays ensure crisp and bright displays in the analog mode.

# PM 3375, PM 3355, PM 3365A, & PM 3350A

## Choice of 100 MHz and 60 MHz Bandwidth Models to Suit Actual Needs and Budgets



The PM3375 and PM 3365A digitize signals up 100 MHz.

Choose the bandwidth you need, and balance your budget. The PM 3375 and PM 3365A offer a full 100 MHz bandwidth, in both modes of operation, and include repetitive sampling to permit signal capture of repetitive signals up to 100 MHz. Triggering is up to 150 MHz.

The PM 3355 offers the same real time sampling speed as the PM 3375, but does not offer repetitive sampling. Bandwidth of the PM 3355 is 60 MHz in the analog mode. In the DSO mode, the PM 3355 maximum captured frequency is determined by the maximum sampling speed of 250 MS/s, divided by a factor of 10, or 25 MHz.

The PM 3350A offers up to 100 MS/s, and also has a 60 MHz bandwidth.

## Fast and Stable Triggering, Versatile Trigger Features

Trigger bandwidth of all models is high, for stable signal acquisition of high frequency signals, as well as short events and glitches. For added immunity to signal noise, trigger filters are provided, giving effective suppression of high frequency, or low frequency signal noise. Video signals are easily triggered too, with both Vertical sync, or Horizontal sync separators built in. Triggering is easy, thanks to an Automatic trigger mode including automatic peak-to-peak detection for repetitive signals. Also included is a Trigger View mode to quickly set and verify the proper level when capturing non-repetitive signals.

## Multiple Operating Modes Add Versatility

All of these instruments can be operated as normal, familiar, analog oscilloscopes.

At the touch of one button, the instrument becomes a powerful DSO. In the DSO mode of operation, the user can choose from a variety of acquisition modes. Automatic acquisition of repetitive signals, with the familiar base line when no signal is present. Or a Triggered mode, in

which repetitive signals can be captured down to the lowest repetition rates, even single shots. A dedicated Single Shot mode permits the capture of single events, without the risk of re-triggering until the user resets the scope. A unique Multiple Single Shot mode permits two events to be captured and stored in two different memory locations. The second event can be immediately after the first, or hours later. This is a very useful feature to capture elusive or intermittent events. For very low frequencies, captured at very low timebase speeds down to 50 s/div, the scope automatically switches to a Roll mode. The Roll mode includes a trigger feature, so that it can be stopped when a signal exceeds a preset trigger level.

## High Sensitivity and High Accuracy

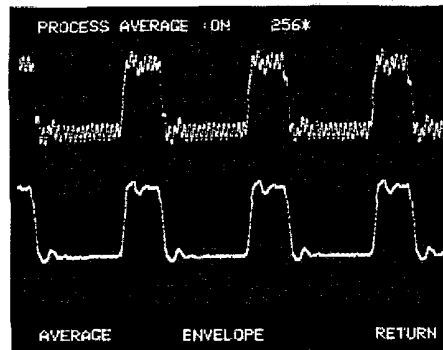
These models offer sensitivities of up to 2 mV/div, without using signal expansion. This means that even at the highest sensitivity setting, the full 8 bit resolution and associated accuracy is maintained.

Full range attenuators include 10 V/div settings as well, for excellent signal acquisition versatility at higher amplitudes.

## Probe Recognition is Automatic

All measurements and settings incorporate the attenuation factor of the standard probes delivered with the instruments, when used. This is also true for a variety of optional probes listed in this catalog.

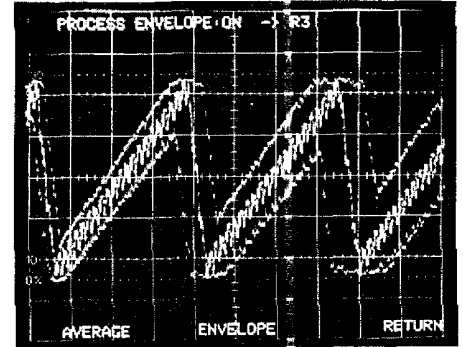
## Signal Averaging



Averaging effectively improves accuracy in repetitive and noisy signals. Trigger filters further enhance the stability in the acquisition of noisy signals.

Some signals are masked by noise, making accurate measurements difficult. These scopes effectively reduce the effects of noise by a Signal Average function, operated at the touch of one softkey. A running average of successive acquisitions in a repetitive signal is calculated and displayed, reducing the influence of noise by the square root of the number of averages. The number of averages can be selected up to 256 times.


## Signal Envelope



The "Envelope mode" makes it possible to capture signal variations over time, for example through temperature changes, interference, or set drift, etc.

Signal variations over time can be captured by the built-in Envelope Mode. Using this mode, the instruments can capture glitches, amplitude modulated waveforms, frequency modulation, and jitter. The envelope is stored in a separate memory, so that comparisons between an actual signal, and the envelope built up over time, can be easily made.

## Digitally Delayed Sweep



Digitally Delayed Sweep, using the unique AUTOZOOM feature lets you identify any signal detail with the cursors, for capture with greater resolution (lower trace).

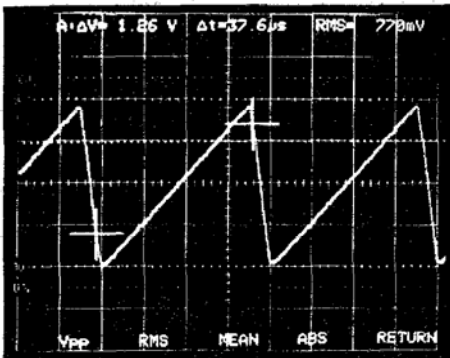
In applications where delayed sweep would be used in an ordinary scope, the built-in Digitally Delayed Sweep capabilities are powerful, and truly appreciated. Delay is derived from the system clock, and it is more stable than is the case in analog instruments. The built-in cursors can be used to highlight a signal detail to be captured and displayed after an appropriate delay, at higher time base resolution. This innovative cursor-assisted delay greatly facilitates operation.

# PM 3375, PM 3355, PM 3365A, & PM 3350A

## Pretrigger Recording

One of the inherent benefits of a DSO is its ability to acquire and display signal details happening before the actual trigger signal. In these oscilloscopes, pretrigger can be adjusted in one division increments, all the way up to a full screen of pretrigger recording.

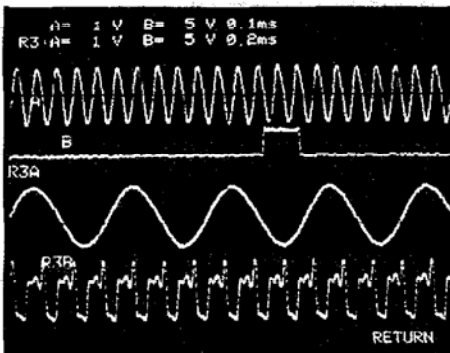
## Cursors



Example of a calculated measurement: RMS amplitude. Please note that the Ground line is displayed as reference.

These instruments offer cursors which can be assigned to each of the eight traces in memory. But besides the voltage differential and time difference measurements offered by most DSOs, there is a host of calculated measurements, including Peak-to-Peak, Absolute-to-Ground, and RMS amplitude, as well as Frequency, Period and Rise time and Fall times.

## Memories



Multiple registers for non-volatile storage of waveforms and relevant acquisition parameters.

Four 4K deep memories permit storage of two signals each. This makes comparisons between new and reference signals easy. Cursors can access each waveform, in each of the memories.

## Ease of Use Features

AUTOSET is found on every CombiScope in this catalog. It automatically finds the signal on either input, selects the proper trigger signal, and adjusts amplitude and time base. In this family of scopes, AUTOSET works in both operating modes: when used as analog scope and as a DSO.

Up to 64 front panel settings can be stored, to permit easy execution of routine measurements.

All selected instrument setups are easily read in the large, backlit LCD display adjacent to the screen, leaving the CRT uncluttered, and providing instrument status at a glance. Probe factor readout is automatic, with the probes supplied, as well as with the optional Philips probes.

## Remote Control and Hard Copy Output

The optional GPIB/IEEE-488\* or RS-232C interfaces permit full control of all acquisition and measurement functions of these scopes. Programming is straight forward, and an efficient bus learn mode is provided to facilitate application program development. Software is available for application programs development, waveform analysis, waveform transfer utilities, and remote diagnostics, using telephone lines.

Each interface also includes the ability to provide direct hard copy output to digital plotters and printers.

## Low Cost of Ownership

Besides the highly competitive pricing for each of these instruments, low cost of ownership is assured by quality engineering using high quality components and conservative component ratings. Modular construction makes for easy access and fast service. A three year warranty is standard.

\*The terms GPIB and IEEE-488 may be used interchangeably throughout this catalog.

	PM 3375	PM 3355	PM 3365A	PM 3350A
Real time Sampling	250 MS/s	250 MS/s	100 MS/s	100 MS/s
Repetitive Sampling	Yes	No	Yes	No
Bandwidth	100 MHz	60 MHz	100 MHz	60 MHz
Maximum Captured Frequency				
Repetitive Signals	100 MHz	25 MHz	100 MHz	10 MHz
Single Shots	25 MHz	25 MHz	10 MHz	10 MHz
Trigger Delay	5,000 div	5,000 div	2,500 div	2,500 div
All other features	Same	Same	Same	Same

Note: The maximum captured frequency is calculated by dividing the maximum real time sampling rate in MS/s by a factor of 10.

## Power Source Flexibility and Battery Power

The power supply of each of these instruments automatically adjusts to any line voltage between 100 volts and 240 volts nominal. Frequencies between 46 and 440 Hz are also accepted. Due to the low power consumption of these instruments, operation from 12V dc or rechargeable battery packs is also possible. See the accessories section for details on PM 8902A and PM 8903A dc supply sources.

## How to Select Your Best Instrument

The PM 3375 and PM 3355 provide the highest real time sampling rate of this family of instruments: 250 MS/s.

The PM 3350A and PM 3365A offer 100 MS/s real time sampling.

The PM 3375 and PM 3365A have the same bandwidth of 100 MHz, and include repetitive sampling so that 100 MHz repetitive signals can be digitized.

The PM 3350A and PM 3355 have the same bandwidth: 60 MHz. They lack repetitive sampling.

Trigger delay of the PM 3375 and PM 3355 is up to 5,000 divisions; that of the PM 3350A and PM 3365A is up to 2,500 divisions.

All other features and options are equal for each of these instruments.

With this choice, the best optimum between performance and price can be selected from the table below:

# PM 3375, PM 3355, PM 3365A, & PM 3350A

## Specifications

### Technical Specifications

**AUTOSET:** Automatically sets all parameters (attenuator, time base and trigger source) for an optimum waveform display, typical within 3 seconds.

### Analog Mode

#### Vertical

**Display Modes:** Ch A, Ch B, -Ch B, Ch A + Ch B, Ch A - Ch B (ALTErnate or CHOPped)

#### Frequency Response

**PM 3350A/55:** DC to >60 MHz -3 dB (20 mV/div to 10V/div); dc to >35 MHz -3 dB (2 mV/div to 10 mV/div);

**PM 3365A/75:** DC to >100 MHz -3 dB (20 mV/div to 10V/div); dc to >75 MHz -3 dB (2 mV/div to 10 mV/div)

**AC Mode:** lower -3 dB point is <10 Hz

#### Rise Time

**PM 3350A/55:** <5.8 ns (20 mV/div to 10V/div); <1 ns (2 mV/div to 10 mV/div)

**PM 3365A/75:** <3.5 ns (20 mV/div to 10V/div); <4.7 ns (2 mV/div to 10 mV/div)

**Deflection Coefficient:** Calibrated: 2 mV/div to 10V/div in 1, 2, 5 sequence; continuous control ratio between steps: 1 to >2.5

**Error Limit:** ±3% in calibrated position

**Input Impedance:** 1 MΩ ±2%/20 pF ±2 pF

**Max Input Voltage:** 400V (dc + ac peak)

**CMRR:** 100:1 at 1 MHz

#### Dynamic Range

**PM 3350A:** 24 div at 10 MHz; >8 div at 60 MHz

**PM 3365A:** 24 div at 10 MHz; >8 div at 100 MHz

**PM 3355:** 24 div at 10 MHz; >8 div at 60 MHz

**PM 3375:** 24 div at 10 MHz; >8 div at 100 MHz

### Horizontal

**Display Modes:** Time base (for Y-t operation), X-deflection (for X-Y operation)

**Time Base:** 0.5 s/div top 50 ns/div in steps of 1, 2, 5 sequence, continuous control ratio between steps: 1 to >2.5

**Expansion:** x10, fastest sweep speed 5 ns/div

**Error Limit:** ±3% in calibrated position; ±4% in x10 expansion

**Hold Off:** Continuously adjustable up to 10x minimum value

### Triggering

**Trigger Modes:** Auto (free run), non-auto triggered, single sweep

**Trigger Sources:** ChA, ChB, Composite (ChA/ChB), external, line

**Trigger Coupling:** Auto p-p; DC, TVF, TVL, LF reject, HF reject; for external dc or ac

**Trigger Slope:** Positive, negative; for TVF/TVL positive or negative video

**Trigger Indication:** LCD status indication; triggered, no triggered, armed, not armed

### Trigger Sensitivity

PM 3350A/55	Internal	External
10 MHz	0.5 div	50 mV
50 MHz	1.0 div	150 mV
100 MHz	2.0 div	500 mV
TVF/TVL	0.7 div sync	70 mV sync
Level Range	±8 div	±800 mV

PM 3365A/75	Internal	External
10 MHz	0.5 div	50 mV
100 MHz	1.2 div	150 mV
150 MHz	2.0 div	500 mV
TVF/TVL	0.7 div sync	70 mV sync
Level Range	±8 div	±800 mV

### X-Deflection

**Deflection Source:** ChA, ChB, external

**Deflection Coefficient:** 2 mV/div to 10V/div (external: 100 mV/div)

**Frequency Response:** DC to 1 MHz

**Error Limit:** ±5%

**Phase Shift:** <3% at 100 kHz

**External Input Impedance:** 1 MΩ ±2%/20 pF ±2 pF

**Max Input Voltage:** 400V (dc + ac p-p)

### Digital Mode

**Digital Acquisition and Display Modes:** Ch A, Ch B, -Ch B, Ch A and + or - Ch B (sampled simultaneously). For A - B Digital Storage modes, refer to PM 3382 thru PM 3394 sections in this catalog.

### Acquisition

**Maximum Sample Rate:** Real time - PM 3350A/65A, 100 MS/s simultaneously on both channels; PM 3355/75, 250 MS/s simultaneously on both channels. Equivalent time - PM 3365A/75, 2.5 GS/s.

**Maximum Captured Frequency:** Single Shot Signals - PM 3350A/65A 10 MHz\* (BW limited to 25 MHz); - PM 3355/75 25 MHz\* (BW limited to 35 MHz);

Repetitive signals - PM 3350A, 10 MHz\*;

PM 3355 25 MHz\*; PM 3365A/75, 100 MHz

**Processing:** Average, Continuous when activated; Weight selectable at 1/2, 1/4, 1/8, 1/16, 1/128, 1/256. Envelope, Continuous when activated; in single or multiple shot mode on an incremental basis.

\* The maximum captured frequency is calculated by dividing the maximum real time sampling rate in MS/s by a factor of 10.

### Vertical

**Resolution:** 8 bits

**Acquisition Modes:** ChA, ChB, -ChB

### Frequency Response

	20 mV/div to 10V/div	2 mV to 10 mV/div
PM 3350A	DC to >20 MHz (-3 dB)	DC to >75 MHz (-3 dB)
PM 3365A	DC to >100 MHz (-3 dB)	DC to >75 MHz (-3 dB)
PM 3355	DC to >35 MHz (-3 dB)	DC to >20 MHz (-3 dB)
PM 3375	DC to >100 MHz (-3 dB)	DC to >75 MHz (-3 dB)

### Horizontal

**Resolution Single Channel:** 4096 samples/acquisition at sweep speed slower than 0.2 ms/div. 512 samples/acquisition at sweep speed equal to or faster than 0.2 ms/div

**Resolution Dual Channel:** 2048 samples/acquisition at sweep speed slower than 0.2 ms/div. 512 samples/acquisition at sweep speed equal to or faster than 0.2 ms/div

**Acquisition Modes:** Recurrent, single shot, multiple shot (up to 2). Roll (stopped by trigger), and AUTOZOOM.

**Time Base, Real Time:** Recurrent, single and multiple shot;

PM 3350A/65A; 0.5 s/div to 0.5 μs/div

PM 3355/75; 0.5 s/div to 0.2 μs/div

Roll, 50 s/div to 1s/div

**Time Base, Equivalent Time:** Recurrent,

PM 3365A; 0.2 μs/div to 20 ns/div

PM 3375; 0.1 μs/div to 20 ns/div

**Timing Accuracy:** ±0.1%

**Expansion:** x1 to x32

### Triggering

**Trigger Modes:** Auto (free run), non-auto triggered, single sweep, multiple sweep (up to 2)

### Trigger Delay Real Time

**PM 3350A & PM 3365A:** 10 div to 2,500 div;

**PM 3355 & PM 3375:** 10 div to 5,000 div

**Trigger Delay - Equivalent Time:** 0 div to 20 div (PM 3365A & PM 3375)

**Memory:** Non-volatile; battery backed storage for up to 3 years

**Waveform Storage:** Max 10K (8 traces)

**Front Settings Storage:** Max of 64 settings can be stored and recalled at random

### Cursors

**Horizontal Resolution:** Single Channel, 1:4,096 over 10 div. Dual Channel, 1:2,048 over 10 div. -2 ms/div to 20 ns/div; 1:512 over 10 div: 1:1024 in dot-join mode over 10 div

**Vertical Resolution:** 1:256 over 10 div

**Real-Out Resolution:** 3 digits

**Measurements:** Cursor; d, dt. Automatically calculated; Vp-p, Vrms, Vmean, Vabs, frequency, period, pulsewidth, rise/fall-time

# PM 3375, PM 3355, PM 3365A, & PM 3350A

## Interfacing

**Option/40:** GPIB/IEEE-488.1  
**Option/50:** RS-232C

## GPIB/IEEE-488.1

**Bus Driver:** E2 (three state)  
**Function Repertoire:** SH1, AH1, T5, L3, SR1, RL2, PP0, DT1, DC1, C0

## RS-232C

**Handshake:** Software XON/XOFF; hardware DSR/DTR & CTS/RTS  
**Baud Rate:** Transmit 75 to 19,200; receive 75 to 1,200  
**Stop Bits:** 1 or 2  
**Parity:** Odd, even or none  
**Character Length:** 7 or 8 bits

## Digital Plotter (Only with option/40 or /50)

**Language:** HPGL or Philips GL  
**Plotter Select:** PM 8153/1, PM 8153/6, PM 8154, PM 8155, HP 7450, HP 7475A (PM 8155 plotter selection is also suitable to drive the digitally controlled XY recorders PM 8277 and PM 8278)  
**Pen Select:** Pen 1 for ChA; Pen 2 for ChB; Pen 3 for reference register ChA; Pen 4 for reference register ChB; Pen 5 for graticule and alphanumeric  
**Plot Area:** Softkey selectable

## Matrix Printer

**Screen Dump:** Epson FX80, HPThinkJet, compatibles  
**Print Area:** 10 cm x 10 cm

## XY Recorder

**Output Level:** 1V/full memory  $\pm 3\%$   
**Penlift:** TTL compatible  
**Plot Time per Sample:** 20 ms to 2000 ms  
**Connector:** DIN-plug 9-pin female  
**Functions:** Memory dump, register selectable  
**Output Sequence:** Ch A first

## General Specifications

### Display

CRT with 8 x 10 cm viewing area, P31 phosphor, 16 kV acceleration voltage. Parallax-free graticule with continuously variable illumination. Separate backlit LCD for display of status information, settings, etc. Softkey display area on CRT for selection of menu choices.

### Power Supply

**Line Voltage:** 100V to 240V ac  $\pm 10\%$  in one range  
**Line Frequency:** 50 Hz to 400 Hz  $\pm 10\%$  in one range  
**Power Consumption:** PM 3350A 70W; PM 3365A 75W; PM 3355 80W; PM 3375 85W

## Environmental Data

Meets requirements of MIL-T-28800C, Type III, Class 5, Style D  
**Temperature:** Range of use, 10°C to 40°C; range of operation, 0°C to 40°C; range of storage, -40°C to 75°C  
**Operating Altitude:** 4,500m (15,000 ft)  
**Transport Altitude:** 12,000m (40,000 ft)  
**Vibration:** Frequency 5 to 55 Hz, max acceleration 30 m/s<sup>2</sup>  
**Shock:** 6 shocks on each axis, half sinewave, 11 ms, peak acceleration 300 m/s<sup>2</sup>  
**EMI:** Meets requirements of MIL-STD-461 Class B, VDE 0871 Grenzwertklasse B  
**Safety:** Meets requirements of IEC 348 Class 1, VDE 0411, UL 1244, CSA 556B certified

## Mechanical Data

**Width:** 387 mm (15.2 in) incl handle; 350 mm (13.8 in) excl handle  
**Length:** 530.5 mm (20.9 in) incl handle and knobs; 455.5 mm (17.9 in) excl handle incl knobs; 433.5 mm (17.1 in) excl handle and knobs  
**Height:** 146.5 mm (5.8 in) incl feet; 134.5 mm (5.3 in) excl feet  
**Weight:** 9.5 kg (20.9 lb)

## Ordering Information

### Models

**PM 3375** 100 MHz CombiScope, 250 Ms/s  
**PM 3377** Same, with Rack Mount  
**PM 3355** 60 MHz CombiScope, 250 Ms/s  
**PM 3357** Same, with Rack Mount  
**PM 3365A** 100 MHz CombiScope, 100 Ms/s  
**PM 3367A** Same, with Rack Mount  
**PM 3350A** 60 MHz CombiScope, 100 Ms/s  
**PM 3352A** Same, with Rack Mount

### Included with Instrument

Three-year product warranty, parts and labor, five-year CRT warranty, two 100 MHz 10:1 probes, model PM 8926/591 or equivalent, with 1.5m (5 ft) cable and scale factor readout, protective front cover, model PM 8988/001 (PM 3365A and PM 3375 only), blue CRT contrast filter, operator and reference manual (a service manual is available upon return of reply card included with each instrument), and Certificate of Calibration Practices.

### Optional Configurations

When ordering, select basic "PM" model number, and add the configuration option number listed below as a suffix.

**/00n** Standard Version  
**/40n** Basic Configuration, with GPIB/IEEE-488 Interface  
**/50n** Basic Configuration, with RS-232C Interface

*All options are factory installed only.*

The n' indicates the required line cord. To select

your line cord substitute the n' by:

- 1 Universal Euro 220V/16A, 50 Hz
- 3 Standard North American 120V/15A, 60 Hz
- 4 UK 240V/13A, 50 Hz
- 5 Switzerland 220V/16A, 50 Hz
- 8 Australia 240V/10A, 50 Hz

### Example, Ordering Configuration

To order a 100 MHz, 250 MS/s CombiScope in rack mountable configuration, with GPIB/IEEE-488 interface installed, and U.S. line cord select:

	<b>Model</b>
Basic Oscilloscope	PM 3377
GPIB/IEEE-488	/403
Complete Model Number	PM 3377/403

### Accessories (Also see end of Section 4)

#### Passive Probes

**PM 9011/001** Switchable 1:1 or 10:1 Probe, 1.5m (5 ft) Cable, useful BW: 100 MHz (in 10:1 mode), 10 MHz (in 1:1 mode)  
**PM 9021/001** Switchable 1:1 or 10:1 Probe, 1.5m (5 ft) Cable, useful BW: 200 MHz (in 10:1 mode), 10 MHz (in 1:1 mode)  
**PM 9001/001** Modular 1:1 Probe, 1.5m (5 ft) Cable  
**PM 9001/091** Modular 1:1 Probe, 1.5m (5 ft) Cable, Auto Range Indicator and Command Button  
**PM 9001/201** Modular 1:1 Probe, 2.5m (8 ft) Cable  
**PM 9001/291** Modular 1:1 Probe, 2.5m (8 ft) Cable, Auto Range Indicator and Command Button  
**PM 8926/591** 10:1 Probe, 1.5m (5 ft) Cable, Auto Range Indicator  
**PM 9100/001** Modular 100:1 Probe, 1.5m (5 ft) Cable  
**PM 9100/091** Modular 100:1 Probe, 1.5m (5 ft) Cable, Auto Range Indicator and Command Button  
**PM 8918/002** Set of two 10:1 Probes, one Grey, one Red, 1.5m (5 ft)  
**PM 8918/202** Set of two 10:1 Probes, one Grey, one Red, 2.5m (8 ft)

#### Active Probes

**PM 8940/09n** High Voltage Isolation Amplifier with Auto Range  
**PM 8943A/00n** 650 MHz FET Probe  
**PM 9355/09n** 70 MHz AC Current Probe with Auto Range

The n' indicates the required line cord. To select your line cord substitute the n' by:

- 1 Universal Euro 220V/16A, 50 Hz
- 3 Standard North American 120V/15A, 60 Hz
- 4 UK 240V/13A, 50 Hz
- 5 Switzerland 220V/16A, 50 Hz
- 8 Australia 240V/10A, 50 Hz

# PM 3375, PM 3355, PM 3365A, & PM 3350A

---

## Other Accessories

PM 8902A/001 12V DC Power Inverter  
PM 8903A/00n Battery Pack, Charger,  
Inverter and Carrying Case  
PM 8917/00n NTSC and PAL Video Sync  
Separator and Line Selector  
PM 8957A/00n Retrofittable GPIB/IEEE-488  
Interface  
PM 8958A/001 Retrofittable RS-232C Interface  
PM 8988 Protective Front Panel Cover  
(included in PM 3365 & PM 3375  
as standard accessory)  
PM 8989/031 Traveller Carrying Case  
PM 8991/041 Oscilloscope Cart  
PM 8992/80 Accessory Pouch  
PM 9051 BNC to 4 mm Banana Adapter  
PM 9076/01 DIN - 4 mm Banana Analog  
Plot Out Cable  
PM 9076/02 DIN - Amphenol Analog  
Plot Out Cable  
PM 9381 Oscilloscope Camera System

PM 2255/001 Series Instrument Driver Software  
PM 2270/003 DSO COM, RS-232 Waveform  
Transfer Software  
PM 2273/001 AnyWave Waveform, Template  
and Pass/Fail Testing Software  
PM 9372/002 Telephone Communication  
Software for Service Support Applications  
TC100 Instrument Cart  
TC 100-01 Optional Power Strip for TC100  
(U.S. only)  
TC 100-02 Optional Drawer for TC100  
TC 100-03 Optional CPU Bracket for TC100  
TC 100-04 Optional Power Strip, Drawer,  
and CPU Bracket for TC100 (U.S. only)

The n' indicates the required line cord. To select  
your line cord substitute the n' by:

- 1 Universal Euro 220V/16A, 50 Hz
- 3 Standard North American 120V/15A, 60 Hz
- 4 UK 240V/13A, 50 Hz
- 5 Switzerland 220V/16A, 50 Hz
- 8 Australia 240V/10A, 50 Hz

## Manuals\*

PM 3350 Operator\*  
PM 3350A/52A/55/57 Reference\*  
PM 3350A/52A/55/57 Service  
PM 3350A-77 Operator Card\*  
PM 3365/3367 Operator Guide\*  
PM 3365A/67A/75/77 Reference\*  
PM 3365A/67A/75/77 Service

*\*No charge with purchase of unit*

## Customer Support Services

Also see Section 20.

### Factory Warranty

Three-year product warranty. Five year CRT  
warranty.